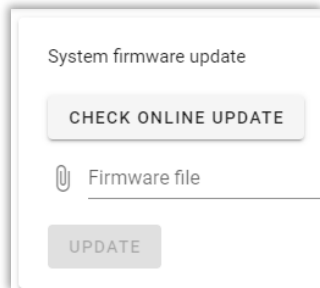


Phantom Gateway 2.0 Firmware Version 64 Release Notes

To load FW version 64 on a gateway with Internet access, use the **Check Online Update** button in the System Tools tab of the Gateway Admin Console.

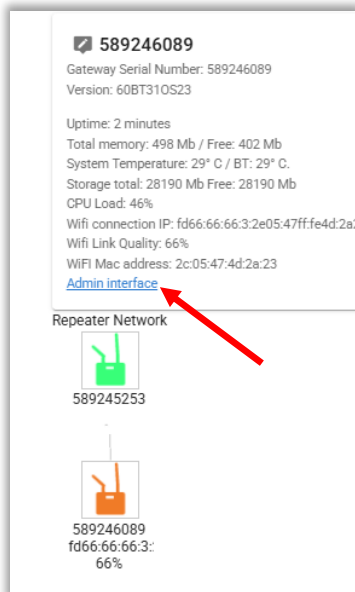


For manual firmware updates, the Firmware file may be downloaded from this URL:

<https://pfw.erbessd-instruments.com/gwupdate-64.bin>

NOTE – Subordinate Gateways should be updated first and the Main Gateway last.

Access each Subordinate GW through the Admin interface Link on the Repeater Tab of the Admin Console:

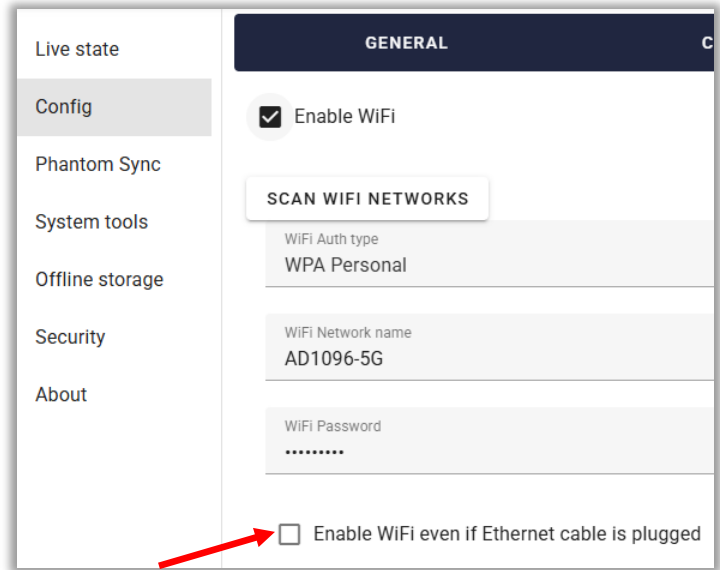


New features/functionality

Dual Network Support

Version 64 supports communication with BOTH Wi-Fi and Ethernet interfaces simultaneously. This allows one network interface to be connected to an internal network for Modbus, MQTT or OPC UA integration and the other to be used to connect to a database -EI-Analytic or a custom cloud or local.

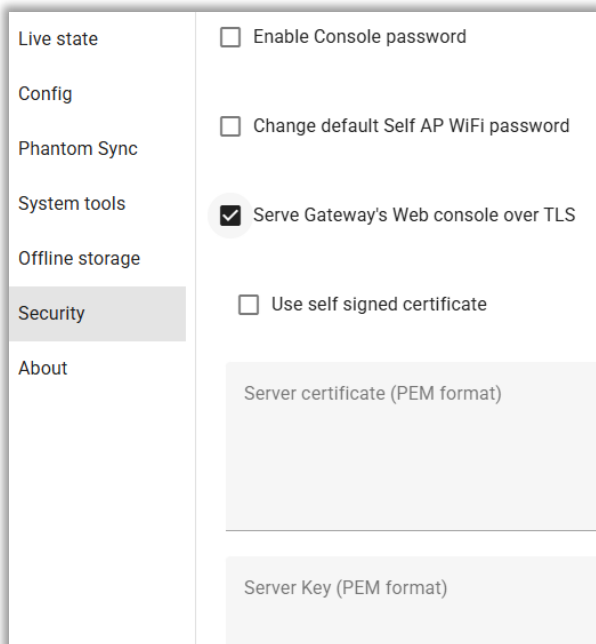
To use this feature, check the **Enable WiFi even if Ethernet cable is plugged** box.



Transport Layer Security (TLS) for Internal Connections

A new parameter in the Security Tab of the Gateway Admin Console can be activated to enable a Gateway to use TLS for secure communication on a local network (HTTPS). The option to use self-signed or custom certificates is available.

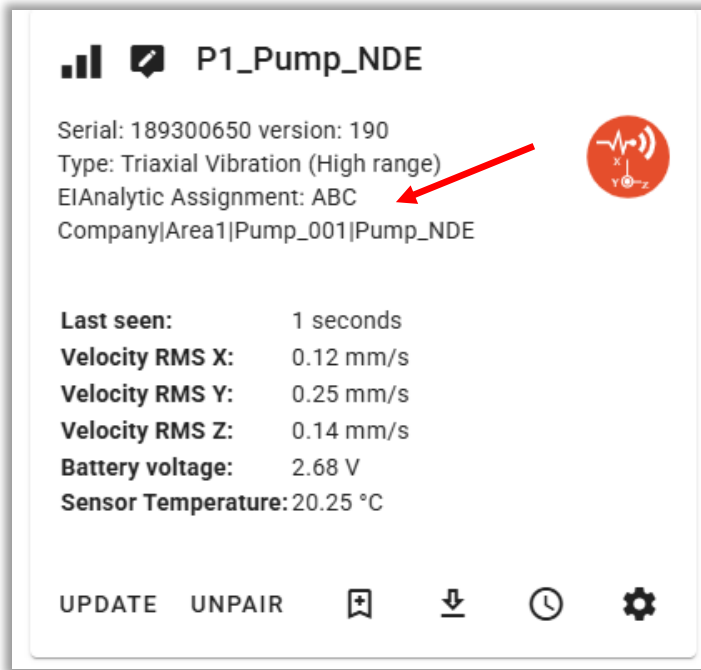
Note -To get your computer to recognize a self-signed certificate from a device on your local network, you need to **manually trust the certificate's issuing authority**. If the device uses a self-signed certificate, you must import the certificate's public key into your computer's trusted certificate store.



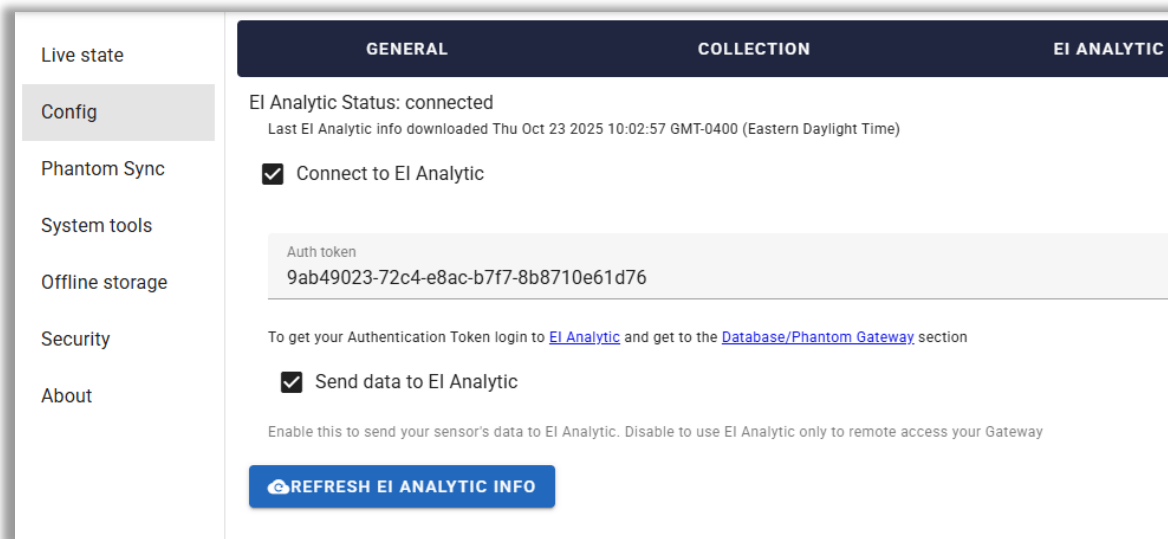
EI-Analytic Assignment shown in the Live State

The Phantom Gateway now has the ability to communicate with an EI-Analytic database to provide the assignment information for a given Phantom sensor.

The info is displayed in the Live State screen, example:



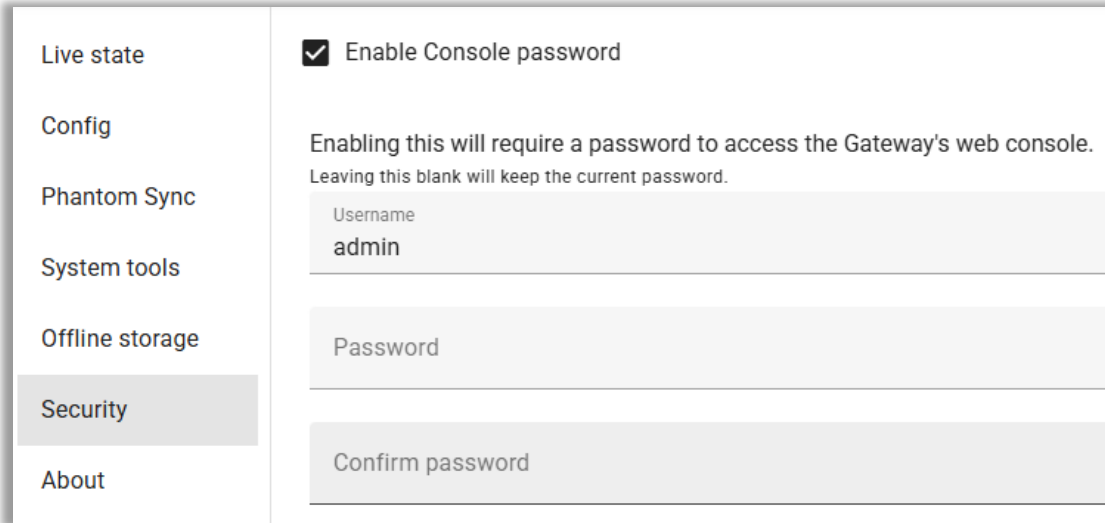
This information is NOT updated regularly, only if the gateway reboots and re-establishes communication with EIA, or if the **Refresh EI-Analytic Info** button is clicked in the Config>EI Analytic tab of the Admin Console:



Change Console Login Username

Previously, the Username was fixed as “admin” for the remote Console login password feature.

The Username may now also be configured:



The screenshot shows a web interface with a left sidebar containing menu items: Live state, Config, Phantom Sync, System tools, Offline storage, Security (highlighted), and About. The main content area shows a checkbox labeled 'Enable Console password' which is checked. Below this, there is explanatory text: 'Enabling this will require a password to access the Gateway's web console. Leaving this blank will keep the current password.' There are three input fields: 'Username' with the value 'admin', 'Password', and 'Confirm password'.

New Firmware version 192 for V10/V11 Sensors

A new firmware version is available for Phantom Vibration sensors. This fixes a problem with the ± 16 g mode in the low range(V10) sensor, also fixes an amplitude issue with newer EPH-V10 models.

Bug Fixes

- ▷ Fix Phantom Sync when power amplifier is enabled.
- ▷ Ensure all Phantom Sync recordings deliver the same timestamp.
- ▷ Fixes for EPH-G60 offline timestamps
- ▷ Fixes for EPH-G61 triggering
- ▷ A lot of miscellaneous fixes and improvements